
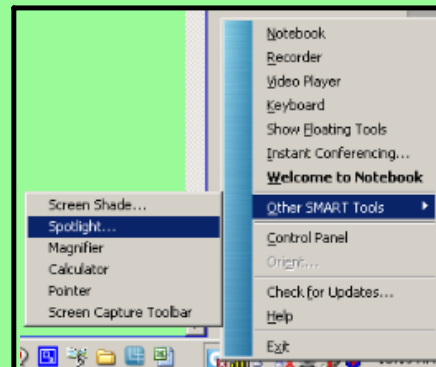


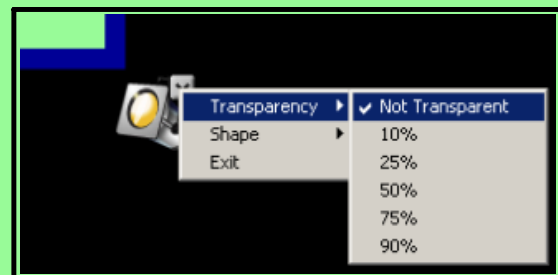
Spotlight – here's what to do



Go to the Notebook Tools,
other SMART Tools,
select Spotlight



Set the shape and
transparentness. Use the
blue outline to adjust the
size of the spotlight. Drag
the darkened portion to
move the spotlight.



This tool can be used to
focus in on paragraph
reading, key points, steps
in a process, etc.

